

## Mini-Lesson: Fiction vs. Nonfiction

Intention (Skill): Distinguishing Between Fiction and Nonfiction

Teaching Point (Strategy): Readers use certain text features (like table of contents, topic, and pictures) to be sure whether a book is fiction or nonfiction. (**Students need to come to the carpet with a book.**)

Connection: I know that you guys have been talking about ways that you might choose books. That got me thinking about how I choose books. One thing that I look for is whether a book is fiction or nonfiction, and I think that you're the kind of readers who are ready to think about that too. Today, I want to teach you that readers use certain text features like the table of contents, topic, and pictures to be sure whether a book is fiction or nonfiction.

Teach: Let me show you what I mean. This book is called *Crocodiles*, and it is nonfiction. You might be thinking, "I knew that already!", but we're going to use certain text features to be sure. First, I'll ask myself "Is there a table of contents?" (**Write on chart.**) If so, that's my first clue that it's a nonfiction book. This book has a big table of contents. Next, I'll ask myself, "What is the topic?" (**Write on chart.**) How does the author tell about the topic? This book is ALL about crocodiles, and it gives LOTS of facts, rather than telling a story. That's my next clue that it's nonfiction. Fiction books usually tell a story. Finally, I'll ask myself, "What do the pictures look like?" (**Write on chart.**) These pictures are photographs, which is my third clue that it's nonfiction. Fiction books usually have drawings. Do you see how I used the table of contents, the topic, and the pictures to tell that this book is nonfiction?


Active Engagement: Now it's your turn to try. Take a look at your book and use the table of contents, the topic, and the pictures to decide if it's fiction or nonfiction. Ask yourself these three questions, and give me a thumbs-up when you think you know the answer. (**Listen for evidence of understanding.**) Great! I could really tell that you guys were using the table of contents, the topic, and the pictures to tell if your book was fiction or nonfiction!

Link: So today, or any time you are ready to choose a new book, you might want to think about whether it is fiction or nonfiction. I hope that you'll remember to use the table of contents, the topic, and the pictures to help you decide. Off you go!

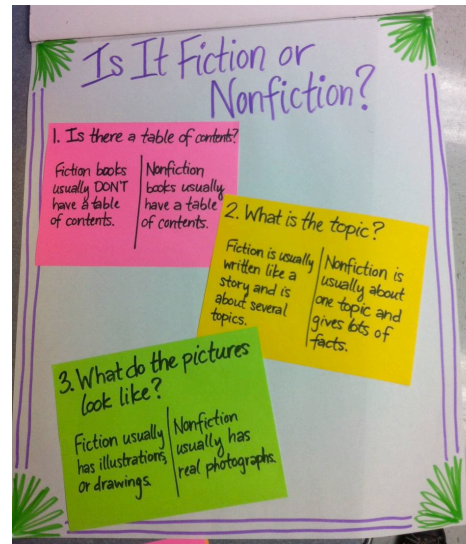
Share: *Students come back to the carpet with their books. Choose several students to share the title of their book and whether it is fiction or nonfiction. Write the name on a sticky and place it on the Venn Diagram. If there is a debate, it can go in the middle.*

Anchor charts for this lesson might look like this....

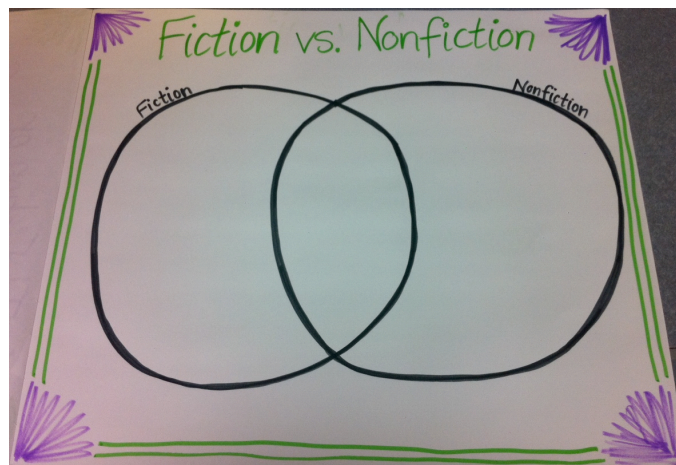
Lesson Chart: Before



Lesson Chart: After



Share Chart: Before



Share Chart: After

